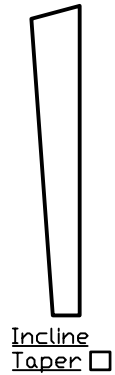
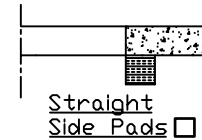
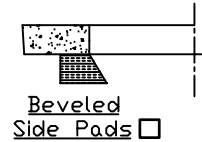
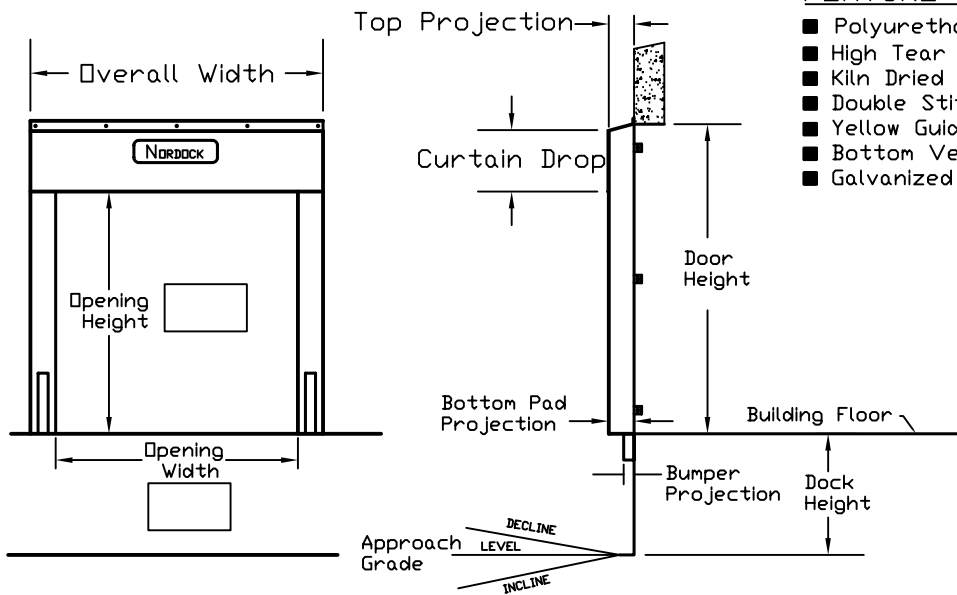


# FC SERIES DOCK SEAL

# NORDOCK®

## FEATURE SUMMARY

- Polyurethane Foam Core With 99% Memory
- High Tear Abrasion Resistant Fabrics
- Kiln Dried Superior Grade Backing Lumber
- Double Stitched With High Strength Thread
- Yellow Guide Strips for Driver Positioning
- Bottom Vents to Release Condensation
- Galvanized Steel Mounting Hardware



## SITE DIMENSIONS

DOOR WIDTH: \_\_\_\_\_"

DOOR HEIGHT: \_\_\_\_\_"

DOCK HEIGHT: \_\_\_\_\_"

BUMPER PROJECTION: \_\_\_\_\_"

APPROACH GRADE: \_\_\_\_\_ % SLOPE

INCLINE  DECLINE  SPLIT DECLINE  \_\_\_\_\_" LEVEL

GRADE WALL EXTENSION: \_\_\_\_\_"

BUILDING WALL SETBACK: \_\_\_\_\_"

## ORDER INFORMATION

BILL TO: \_\_\_\_\_

SHIP TO: \_\_\_\_\_

ORDER DATE: \_\_\_\_\_ QUANTITY \_\_\_\_\_

COST EACH: \_\_\_\_\_ TOTAL COST \_\_\_\_\_

PURCHASE ORDER NO. \_\_\_\_\_

NOTES: \_\_\_\_\_

## SEAL SPECIFICATIONS/OPTIONS

BASE FABRIC: 22OZ. VINYL  40 OZ. VINYL   
 16 OZ. HYPALON  40 OZ. HYPALON

COLOR: BLACK  BLUE  BROWN

WEAR PLEATS: 22 OZ. VINYL  40 OZ. VINYL   
 16 OZ. HYPALON  40 OZ. HYPALON

EXPOSURE 4"  6"  8"  16"

SIDE PAD: HEIGHT \_\_\_\_\_"  
 BOTTOM PROJECTION \_\_\_\_\_"  
 TOP PROJECTION \_\_\_\_\_"  
 BACK WIDTH 8"  10"  12"   
 FRONT WIDTH 10"  12"  13"  15"   
 16"  18"  OTHER \_\_\_\_\_"

FULL HT. GUIDE STRIPE

HEAD CURTAIN: WIDTH \_\_\_\_\_"  
 DROP 18"  24"  30"  OTHER \_\_\_\_\_"

OPTIONS: FIXED CURTAIN   
 VELCRO SPLIT   
 FULL FOAM FACE

OTHER: \_\_\_\_\_